

Factsheet H1/20



COMPANY PROFILE

Fresenius is a global health care group providing products and services for dialysis, hospitals and outpatient medical care. In addition, Fresenius focuses on hospital operations. We also manage projects and provide services for hospitals and other health care facilities. More than 302,000 employees have dedicated themselves to the service of health in over 100 countries worldwide.

FRESENIUS GROUP IN FIGURES

€ in millions	H1/20	H1/19	Change	FY/19
Sales and Earnings				
Sales	18,055	17,256	5%	35,409
EBIT ¹	2,248	2,248	0%	4,688
Net income ^{1,2}	875	928	-6%	1,879
Earnings per ord. share in € ^{1,2}	1.57	1.67	-6%	3.37
Balance sheet and cash flow				
Total assets ³	69,554		4%	67,006
Non-current assets ³	52,401		1%	51,742
Equity ³	27,252		3%	26,580
Equity ratio ³	39.2%		--	39.7%
Net debt/EBITDA ^{1,4}	3.39		--	3.61
Investments ⁵	1,530	3,163	-52%	5,086
Operating cash flow	3,960	1,494	--	4,263
Operating cash flow in % of sales	21.9%	8.7%	--	12.0%
Profitability				
EBIT margin ¹	12.5%	13.0%	--	13.2%
Return on equity after taxes (ROE) ^{1,2}	10.5%	11.7%	--	11.2%
Return on operating assets (ROOA) ¹	7.4%	7.8%	--	7.6%
Return on invested capital (ROIC) ¹	6.6%	6.9%	--	6.7%
Employees	302,846			294,134

¹ Before special items

² Net income attributable to shareholders of Fresenius SE & Co. KGaA

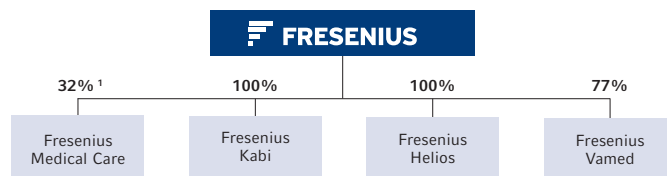
³ Including noncontrolling interest

⁴ LTM average exchange rates for both net debt and EBITDA; pro forma closed acquisitions/divestitures

⁵ Investments in property, plant and equipment, and intangible assets, acquisitions

GROUP STRUCTURE

The operating business comprises the four business segments Fresenius Medical Care, Fresenius Kabi, Fresenius Helios and Fresenius Vamed, all of which are legally independent entities managed by the operating parent company Fresenius SE & Co. KGaA.



¹ As of June 30, 2020

BUSINESS SEGMENTS

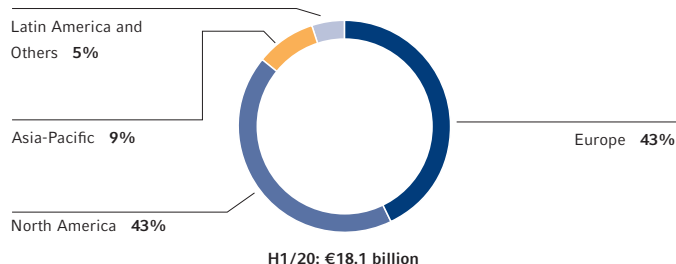
€ in millions		H1/20	H1/19	Change	FY/19
FRESENIUS MEDICAL CARE	Sales	9,045	8,478	7%	17,477
	EBIT ¹	1,211	1,058	14%	2,270
FRESENIUS KABI	Sales	3,467	3,392	2%	6,919
	EBIT ²	581	613	-5%	1,205
FRESENIUS HELIOS	Sales	4,781	4,660	3%	9,234
	EBIT	472	544	-13%	1,025
FRESENIUS VAMED	Sales	974	907	7%	2,206
	EBIT	1	34	-97%	134

¹ Reported

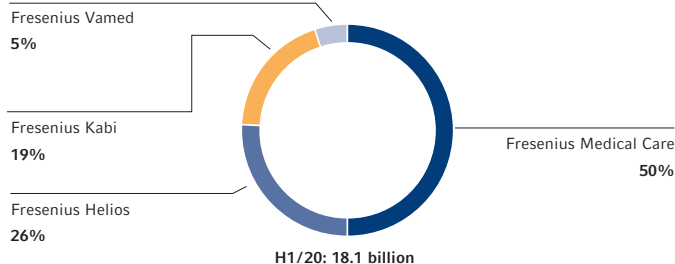
² Before special items

- **Fresenius Medical Care** is the world's largest provider of products and services for individuals with renal diseases. As of June 30, 2020 Fresenius Medical Care was treating 347,683 patients in 4,036 dialysis clinics. Along with its core business, the company provides related medical services in the field of Care Coordination.
- **Fresenius Kabi** offers intravenously administered generic drugs, clinical nutrition and infusion therapies for seriously and chronically ill patients. The company is also a leading supplier of medical devices and transfusion technology products. In the biosimilars business, Fresenius Kabi develops products with a focus on oncology and autoimmune diseases.
- **Fresenius Helios** is Europe's leading private hospital operator. Helios Germany operates 86 hospitals, ~125 outpatient centers and 6 prevention centers. Quirónsalud operates 46 hospitals, 70 outpatient centers and around 300 occupational risk prevention centers. In addition, the company is active in Latin America with 6 hospitals.
- **Fresenius Vamed** manages projects and provides services for hospitals and other health care facilities worldwide and is a leading post-acute care provider in Central Europe. The portfolio ranges along the entire value chain: from project development, planning, and turnkey construction, via maintenance and technical management to total operational management.

SALES BY REGION



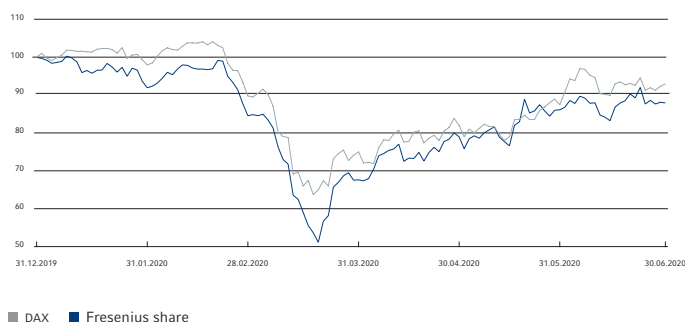
SALES BY BUSINESS SEGMENT



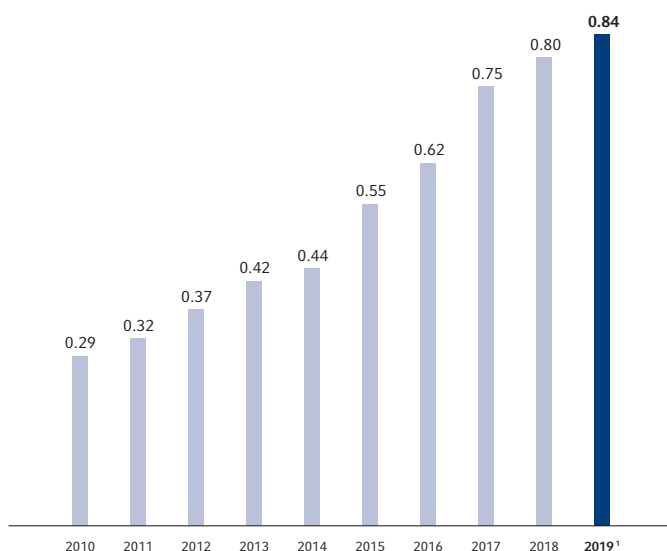
FRESENIUS SHARE / ADR

	Share
Securities code no.	578 560
ISIN	DE0005785604
Ticker symbol	FRE
ADR CUSIP	35804M105
ADR Ticker symbol	FSNUY
Number of shares (June 30, 2020)	557,453,784
Market capitalization (June 30, 2020)	€24.6 billion

RELATIVE SHARE PRICE PERFORMANCE FRESENIUS SHARE VS. DAX



DEVELOPMENT OF DIVIDENDS IN €



¹ Proposal

This release contains forward-looking statements that are subject to various risks and uncertainties. Future results could differ materially from those described in these forward-looking statements due to certain factors, e.g. changes in business, economic and competitive conditions, regulatory reforms, results of clinical trials, foreign exchange rate fluctuations, uncertainties in litigation or investigative proceedings, and the availability of financing. Fresenius does not undertake any responsibility to update the forward-looking statements in this release.

Fresenius SE & Co. KGaA
Registered Office: Bad Homburg, Germany
Commercial Register: Amtsgericht Bad Homburg, HRB 11852
Chairman of the Supervisory Board: Dr. Gerd Krick

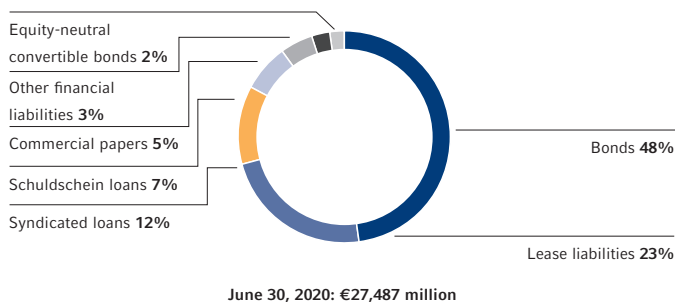
General Partner: Fresenius Management SE
Registered Office: Bad Homburg, Germany
Commercial Register: Amtsgericht Bad Homburg, HRB 11673
Management Board: Stephan Sturm (Chairman), Dr. Francesco De Meo, Rachel Empey, Mats Henriksson, Rice Powell, Dr. Ernst Wastler
Chairman of the Supervisory Board: Dr. Gerd Krick

SHARE PERFORMANCE ¹

2nd quarter	-30%
1 year	-7%
3 years	-41%
5 years	-23%
10 years	+143%

¹ Effective date/closing price: June 30, 2020

FINANCING MIX OF THE FRESENIUS GROUP



According to IFRS 16

GROUP OUTLOOK 2020 (including estimated COVID-19 effects)

€m (except otherwise stated)	FY/19 Base ¹	Targets 2020 ^{2,3}
Sales, growth (cc)	35,409	+3% to +6%
Net income ⁴ , growth (cc)	1,879	-4% to +1%

¹ Before special items, including IFRS 16 effect, including NxStage operations

² Before special items

³ Including estimated COVID-19 effects

⁴ Net income attributable to shareholders of Fresenius SE & Co. KGaA

For the outlook of the business segments please see the Investor News of July 30, 2020.

FINANCIAL CALENDAR

	Dates
Virtual Annual General Meeting 2020	August 28, 2020
Report on 1 st –3 rd quarter 2020	October 29, 2020

Please note that these dates could be subject to modifications.

CONTACT

Fresenius SE & Co. KGaA
Else-Kröner-Straße 1, 61352 Bad Homburg v. d. H.
e-mail: ir-fre@fresenius.com
Internet: www.fresenius.com

Markus Georgi
Senior Vice President Telephone: +49 61 72 6 08-24 85
Investor Relations & Sustainability Telefax: +49 61 72 6 08-24 88

Follow us on twitter and linkedin

